






COMBO Modules

| | |
|--------------|--------------------------------------------------------------------------------------------------------------------------------------------------------------------------------------------------------------------------------------------------------------------------------------------------------------------------------------------------------------------------------------------------------------------------------------------------------------------------------------------------------------------------------------------------------------------------------------------------------------------------|
| Item code | 86.D108.1311.02 |
| Product type | Indoor |
| Category | Downlights |
| Family | COMBO |
| Subfamily | COMBO Modules |
| Pictograms | <div><div></div><div><div>220 240</div><div>V</div></div><div><div></div><div>XX°</div></div><div><div>CRI</div><div>90</div></div><div><div>CE</div></div><div><div>Driver</div><div>INCL.</div></div><div><div>On</div><div>Off</div></div><div><div></div></div><div><div>IP</div><div>20</div></div><div><div>50000h</div><div>L80B10</div></div></div> |

Scheme



| | |
|----------------------------|----------------|
| Product | |
| Real power (W) | 9 |
| Real luminous flux (Lm) | 800 |
| Luminous efficiency (Lm/W) | 88.89 |
| Beam angle (°) | 15 |
| Life time (h) | 50000 h L80B10 |
| IP | 20 |
| Control gear | ON/OFF |
| Colour temperature (K) | 3000 |
| Colour consistency (SDCM) | SDCM<3 |
| CRI | 90 |